

Beyond Images: Building an Imaging Knowledge Platform for Research, Learning, and Discovery



Introduction

Every medical image tells a story.

A chest X-ray may capture the progression of a disease.

A CT scan may reveal patterns that contribute to a research breakthrough.

An MRI may become part of a student's learning journey or a clinician's search for answers.


Yet despite the tremendous growth of medical imaging, much of this knowledge remains locked away inside disconnected systems, isolated archives, and institutional silos.

Across the world, researchers spend valuable time locating datasets. Students struggle to access real-world imaging collections. Institutions generate enormous amounts of information but often lack mechanisms to transform that information into reusable knowledge.

The challenge is no longer the creation of medical images.

The challenge is helping people learn from them.

This whitepaper presents a vision for an Imaging Knowledge Platform designed to make medical imaging more accessible, searchable, collaborative, and meaningful for researchers, educators, students, and institutions.



Applied
Technology
Research
Institute
for Social Impact

Why This Matters

Healthcare is experiencing an unprecedented growth in data.

Among all forms of healthcare information, medical imaging represents one of the richest and most underutilized sources of knowledge.

Every imaging study contains more than pixels.

It contains:

- Clinical observations
- Research opportunities
- Educational value
- Institutional experience
- Evidence that can contribute to future discoveries

However, most imaging systems were designed to store and retrieve studies—not to support exploration, learning, or collaborative research.

As a result:

- Valuable datasets remain difficult to access.
- Research efforts are frequently duplicated.
- Educational opportunities are limited.
- Institutional knowledge is often lost over time.

The opportunity before us is to move beyond image storage and toward knowledge creation.

Our Vision

We envision a future where medical imaging is not merely archived but actively contributes to learning and discovery.

A future where:

A researcher can explore thousands of imaging studies through a single interface.


A student can learn from curated collections of real-world cases.

An institution can preserve not only images but also the insights generated from them.

A multidisciplinary team can collaborate around evidence rather than isolated files.

The goal is not simply to build another imaging platform.

The goal is to create an environment where knowledge can emerge from imaging data and continue to grow over time.



Applied
Technology
Research
Institute
for Social Impact

Beginning with Open Research

Every meaningful platform begins with accessibility.

Our initial focus is on publicly available imaging collections such as those provided by the The Cancer Imaging Archive and other open research initiatives.

These collections provide an opportunity to:

- Support academic research.
- Enable reproducible studies.
- Encourage interdisciplinary collaboration.
- Reduce barriers to entry for students and researchers.

Starting with public data allows the platform to focus on knowledge creation while respecting privacy, governance, and ethical considerations.



Applied
Technology
Research
Institute
for Social Impact

From Data to Knowledge

Traditional imaging systems answer a simple question:

Where is the image?

We seek to answer a different question:

What can we learn from the image?

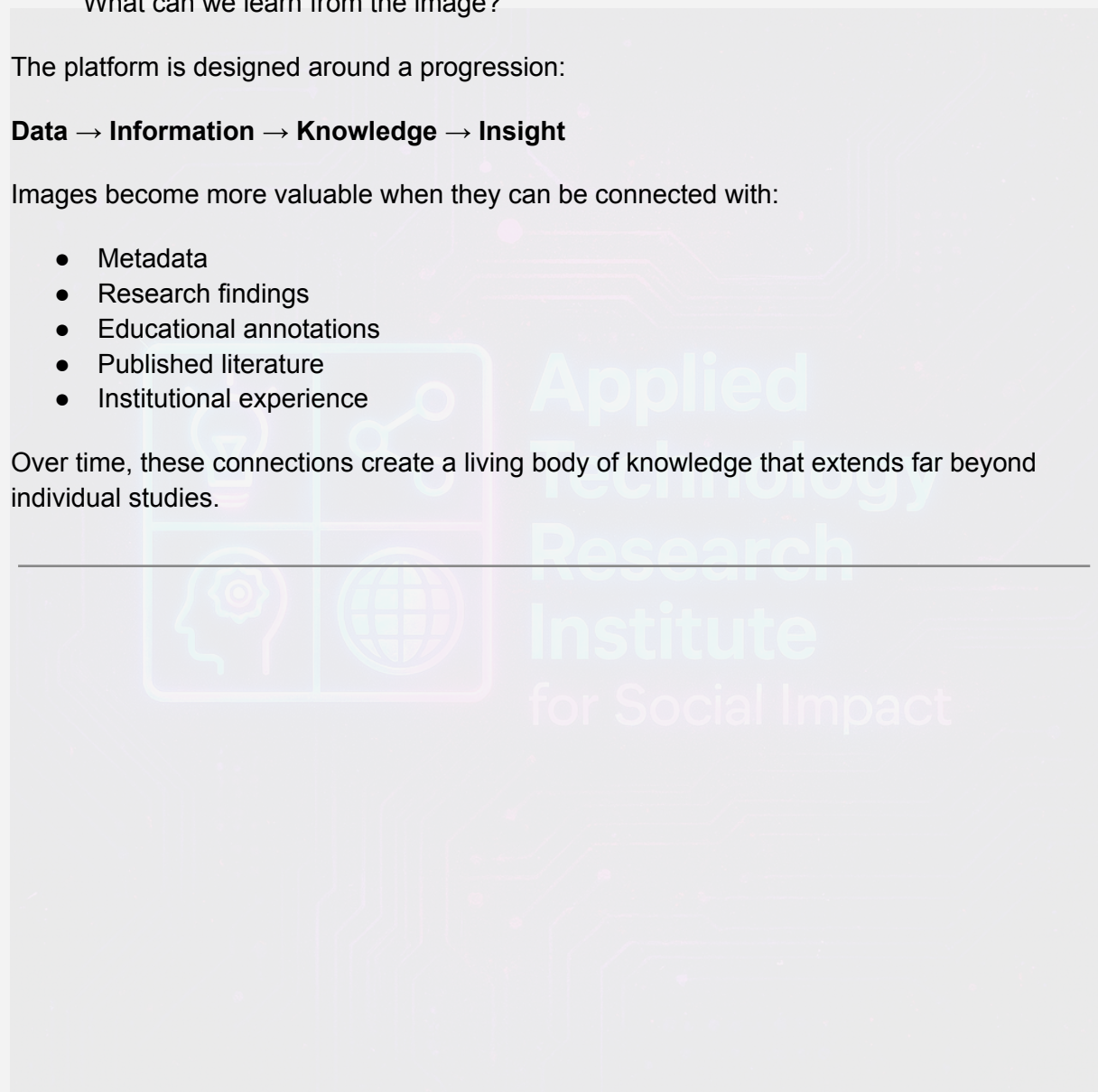
The platform is designed around a progression:

Data → Information → Knowledge → Insight

Images become more valuable when they can be connected with:

- Metadata
- Research findings
- Educational annotations
- Published literature
- Institutional experience

Over time, these connections create a living body of knowledge that extends far beyond individual studies.



A Platform for Multiple Communities

Researchers

Researchers require more than data access.

They need context, discoverability, collaboration, and the ability to build upon previous work.

The platform seeks to reduce the time spent searching for information and increase the time spent generating new knowledge.

Students

Learning medical imaging often requires access to real-world examples.

The platform aims to provide students with opportunities to engage with authentic imaging datasets, understand clinical context, and participate in research-oriented exploration.

By lowering barriers to access, we hope to help cultivate the next generation of healthcare innovators and researchers.

Institutions

Institutions invest significant resources in generating knowledge.

Yet much of this knowledge remains fragmented across systems, departments, and projects.

The platform aspires to help institutions preserve and organize their collective intelligence so that future work can build upon past discoveries.

Collaborators

Healthcare innovation increasingly depends on collaboration between:

- Clinicians
- Researchers
- Engineers
- Educators
- Students

Creating shared environments for exploration and discussion can accelerate progress across disciplines.

The Role of Technology

Technology is not the destination.

It is the infrastructure that enables people to focus on what matters.

Modern imaging standards, cloud platforms, visualization technologies, and emerging analytical tools can help organize large collections of data and make them more accessible.

Used responsibly, these capabilities can help surface patterns, support exploration, and augment human understanding.

However, human expertise remains central.

The purpose of technology is not to replace judgment, curiosity, or scientific inquiry.

Its purpose is to amplify them.



Applied
Technology
Research
Institute
for Social Impact

Principles

The platform is guided by five principles.

- **Accessibility**
 - Knowledge should be easier to discover and explore.
- **Transparency**
 - Methods, processes, and findings should remain understandable and explainable.
- **Collaboration**
 - Progress happens when disciplines work together.
- **Stewardship**
 - Data must be managed responsibly and ethically.
- **Learning**
 - Every interaction with data should create opportunities for deeper understanding.



Applied
Technology
Research
Institute
for Social Impact

Looking Ahead

The future of medical imaging is not defined solely by larger archives or more sophisticated algorithms.

It will be defined by our ability to transform information into understanding.

The most valuable systems of the future may not be those that store the most data, but those that help people learn from it, share it, and build upon it.

This vision is an invitation.

An invitation to researchers seeking new discoveries.

An invitation to students eager to learn.

An invitation to institutions committed to preserving and advancing knowledge.

And ultimately, an invitation to imagine a future where medical imaging contributes not only to diagnosis and treatment, but also to a continuously growing ecosystem of research, education, and human understanding.

About the Initiative

The ATRISI Imaging Knowledge Platform is an emerging research initiative focused on transforming medical imaging collections into accessible, collaborative, and reusable knowledge assets. Beginning with open research datasets and expanding through partnerships and community engagement, the initiative seeks to support a future where imaging data becomes a foundation for learning, discovery, and institutional memory.

This is not a story about artificial intelligence.

It is a story about helping people make better use of the knowledge already hidden inside the images we create every day.

